



easy cruising 2010

Easy Cruising

Easy & Fun

Typhoon 4 / 5

Commando 6 / 7

Classic 8 / 9

Aerotec 10 / 11

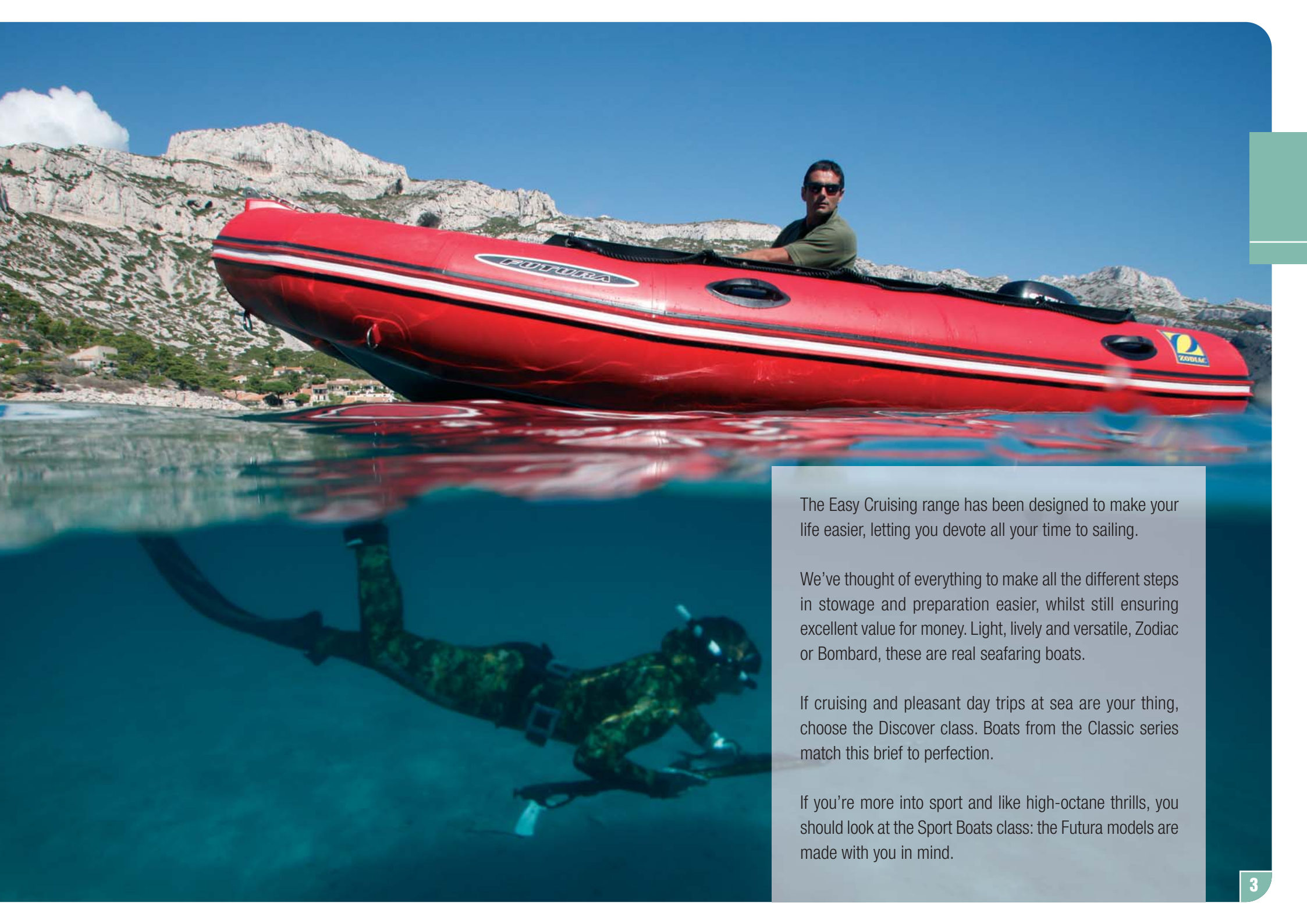
Futura 12 / 13

Which floor? 14 / 15

Technical specifications 16 / 17

A worldwide network 18 / 19





The Easy Cruising range has been designed to make your life easier, letting you devote all your time to sailing.

We've thought of everything to make all the different steps in stowage and preparation easier, whilst still ensuring excellent value for money. Light, lively and versatile, Zodiac or Bombard, these are real seafaring boats.

If cruising and pleasant day trips at sea are your thing, choose the Discover class. Boats from the Classic series match this brief to perfection.

If you're more into sport and like high-octane thrills, you should look at the Sport Boats class: the Futura models are made with you in mind.

Typhoon

**Simple, economical
and reliable**

Tough, light and economical: the Typhoon is the ideal craft for friends and family to discover the joys of boating for pleasure in complete safety. Made from Strongan™ fabric, it offers excellent value for money.

Simple and quick to set up, whichever floor (of the 3 available) you choose, it will fit easily in the boot of your car. Once on the water, you can sail and berth anywhere!



Typhoon 310 Aero

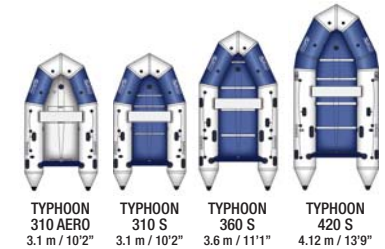
PRODUCT + POINTS

- **3 floor options depending on size:** plywood, inflatable or aluminium
- **Removable bow-bag:** Practical for storing safety equipment.
- Semi-recessed valve
- Bench seat
- **Plywood (Solid) floor, stiffened by two aluminium stringers:** The stringers lock the pieces of the floor in place, providing a flat, stable area.
- **Inflatable keel:** This provides great handling and additional buoyancy.
- **Removable, inflatable floor (310 Aero):** Inflated to high pressure, this is as rigid, yet lighter than, a traditional floor!





Typhoon 420 S



EQUIPMENTS

DECK

- Inflatable hull
- Non-slip painted plywood floor
+ aluminium rail stringers (except 310 AERO)
- Removable inflatable floor (310 AERO)
- 1 aluminium motor mounting plate
- 1 bailer

BUOYANCY TUBE

- Strongan™ fabric
- Bravo-type semi-recessed valve
- Lashing
- Flared anti-chafing fender
- Fittings for additional bench (T 360 S / T 420 S)
- 1 Bow handle
- 2 Carrying handles (4 for the T 360 S / T 420 S)
- 2 "D" rings for towing
- 2 swivel oarlocks
- Cone reinforcers

STANDARD EQUIPMENT

- 1 multi-pocket carrying bag
- 2 strengthened aluminium oars
- 1 foot pump
- 1 repair kit
- 1 owner's manual
- Thwart

OPTIONAL EQUIPMENT

- Bolster seat (310 Aero, 310 S, 340)
- Cover
- 1 removable bow-bag with Velcro fastening
- Bench bag
- Launching wheels
- Fishing rod holder
- Flexible bathing ladder
- Electric pump

Commando

The all-rounder of the seas

Bombard's trademark boat, the Commando is an all-rounder whose reputation was forged with explorers.

Honest, tough and powerful, its rigid keel – providing excellent seaworthiness – and strong, tough aluminium floor make this an inflatable that is naturally suited to rod and spear fishing and cruising.

A red version of the Commando C4 is now available.



Commando



Commando

PRODUCT + POINTS

- Welded, high-resistance **Strongan™ Duotex™ fabric**
- **NEW:** C4 model now available in red
- **Fittings for rigid decking**
- **Single piece anodised aluminium floor:** Rot and corrosion proof. It is also impact resistant and has a rail-profile for making fast accessories and equipment.
- **Wide anti-chafing strip**
- **Jointed 3-piece rigid keel (exclusive to Bombard):** Requires no tools to fit and forms a “gull-wing” shaped hull.



discover boat

DISCOVER BOAT



Commando



COMMANDO C3
3,8 m / 12'6"

COMMANDO C4
4,3 m / 14'1"

COMMANDO C5
4,7 m / 15'5"

Bombard®

EQUIPMENTS

DECK

- Jointed 3-piece rigid keel, quick to mount with no tools
- Single-piece rail-profile anodised aluminium floor
- 1 aluminium motor mounting plate
- Launching wheel lugs
- 2 bailers

BUOYANCY TUBE

- Strongan™ Duotex™ 2 x 1100 decitex fabric
- C4 available in red
- Semi-recessed valves
- Safety grab lines + bow coaming
- Wide anti-chafing deflector fender
- 2 "D" rings for towing
- 2 "D" rings for lifting
- 4 carrying handles
- 1 metal bow handle
- Cone reinforcers

STANDARD EQUIPMENT

- 2 multi-pocket carrying bags
- Fittings for rigid deck
- 2 paddles
- 1 foot pump
- 1 repair kit
- 1 owner's manual
- 1 pressure gauge stopper
- 1 mast and Bombard pennant

OPTIONAL EQUIPMENT

- Single seat jockey console
- Mini-console on bench
- Bench on rail
- "Luxury" 2-place locker seat
- Rigid decking + lip
- Cover
- Launching wheels
- Canvas hood (C4 and C5)
- Fishing rod holder
- Flexible bathing ladder
- Launch trolley
- Remote steering unit

Classic

The original Zodiac®

The product of over 70 years of experience, the CLASSIC retains all the qualities that built Zodiac's reputation: safety, stability and strength. Very easy to manoeuvre, it also has generous seating. Thanks to its inflatable hull and buoyancy tube, performance is optimised, planing is rapid and stability improved.

In the boot or on the roof of your car, you can take the Classic anywhere. It can also be set up or put away in just a few simple steps. High quality that will appeal to fishermen and pleasure trip fans alike. It's the ideal first boat.



PRODUCT + POINTS

- Tried + tested design
- 2 floor options
- Instant and easy to set up
- Easy storage and maintenance
- Light
- Accessory mounting rails
- Many options available
- Strongan™ Duotex™

discover boat

DISCOVER BOAT



Classic Mark II



CLASSIC MARK 1
3,5 m / 11'6"

CLASSIC MARK 2 C
3,8 m / 12'6"

CLASSIC MARK 2
4,2 m / 13'9"

EQUIPMENTS

DECK

- Choice of floors:
- ◆ Quick-fit aluminium floor with tie-down rail system (Classic HD)
- ◆ Marine plywood floor in aluminium frame with tie-down rail system (Classic ST)
- Inflatable hull
- Aluminium motor mounting plate
- 2 bailers

BUOYANCY TUBE

- Strongan™ Duotex™ 2 x 1100 decitex fabric
- Semi-recessed valves
- Polyamide lacing cuff + safety grab lines
- Wide anti-chafing deflector strip
- 1 Bow handle
- 4 carrying handles
- 2 stainless steel tow rings
- Cone reinforcers

STANDARD EQUIPMENT

- Removable bow bag
- Fittings for remote steering bar
- Fittings for launching wheels
- Mast and pennant
- 2 carrying bags
- 2 paddles
- Foot pump
- 1 pressure gauge
- Repair kits
- Owner's manual

OPTIONAL EQUIPMENT

- 1 adjustable bench
- Luxury 2-place locker seat (except Mark 1)
- Inflatable bench
- Cover
- Fishing rod holder
- Launch trolley
- Launching wheels
- Electric pump
- Mini-console on bench
- Bathing ladder

Aerotec

The inflatable for big thrills

Highly compact when folded, the Aerotec can be set up in the blink of an eye and will amaze you with its sporty handling and manoeuvrability on the water.


Once inflated to high pressure, its floor forms an incredibly strong, rigid deep V-shaped hull.

Thrill seekers will love its performance, even at low power!



PRODUCT + POINTS

- **Aerotec floor:** made of woven polyester thread between two walls. Inflated to high pressure, it is as rigid as a traditional floor and can take heavy loads.
- **Large hollow interior:** Provides extra safety and offers perfect ergonomics in seated position.
- **V-shaped hull:** The high-pressure V-shaped hull is exclusive to Bombard. The 2 inflatable parts form a rigid deep V-shape, offering comfort and excellent performance from low-power motors.
- Easy to set up and carry; stores in a bag (supplied as standard)



Accentuated V shape hull



AEROTEC
3,8 m / 12'6"



EQUIPMENTS

DECK

- V-shaped hull made up of two Aerotec removable inflatable panels
- 1 aluminium motor mounting plate
- Attaching lugs for launching wheels
- 1 bailer

BUOYANCY TUBE

- Strongan™ Duotex™ 2 x 1100 decitex fabric
- Semi-recessed valves
- Flexible handrail
- Wide anti-chafing deflector fender
- 2 "D" rings for towing
- 2 carrying handles
- 1 metal bow handle

STANDARD EQUIPMENT

- 2 paddles
- 1 Thwart
- 1 removable bow bag
- 1 multi-pocket carrying bag
- 1 high pressure pump
- 1 repair kit
- 1 owner's manual
- 1 pressure gauge

OPTIONAL EQUIPMENT

- Launching wheels
- Fishing rod holder
- Cover
- Remote steering unit
- Flexible bathing ladder
- Bow trolley
- Electric pump

Futura

The high-performance inflatable

ZODIAC technology designed the patented FUTURA hull. It is formed from a large-diameter keel plus two perfectly proportioned cushioning buoyancy tubes placed under the base of the boat. When underway, the hull rests solely on the cushioning tubes - reducing drag and increasing lift - providing outstandingly easy handling and extreme thrills!

In 2010, the special equipment available in the pack version will be easier to assemble and lighter. Accessories plus an adjustable steering position (all possible to assemble and dismantle without tools) combined with the ability to plane even when heavily laden, make this a craft that is equally comfortable for crew and passengers.

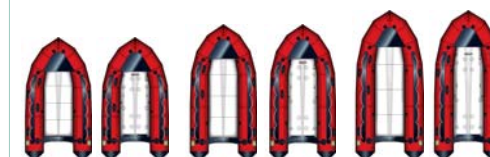


PRODUCT + POINTS

- Exclusive Zodiac hull
- 2 floor options
- Comfortable well-designed steering position
- Easy and quick to set up
- Simple to store and carry
- Excellent performance



Futura Mark II



FUTURA MARK 2 C
3,7 m / 12'2"

FUTURA MARK 2
4,1 m / 13'5"

FUTURA MARK 3
4,5 m / 14'9"



Futura Mark II

EQUIPMENTS

DECK & HULL

- Choice of floors:
- ◆ Quick-fit aluminium floor with tie-down rail system (Futura Alu)
- ◆ H2P inflatable floor (Futura FR)
- Inflatable hull
- Futura hull with 2 removable cushioning buoyancy tubes
- Aluminium motor mounting plate
- 2 bailers

BUOYANCY TUBE

- Strongan™ Duotex™ 2 x 1100 decitex fabric
- Polyester bow roller
- Semi-recessed valves
- Polyamide lacing cuff + safety grab lines
- Wide anti-chafing deflector strip
- 1 Bow handle
- 2 interior handles
- 4 carrying handles
- 2 stainless steel tow rings
- Cone reinforcers

STANDARD EQUIPMENT

- Removable bow bag
- Fittings for launching wheels
- 2 multi-pocket carrying bags
- 2 paddles
- Foot pump
- 1 pressure gauge
- Repair kit
- Owner's manual


PACK VERSION (FUTURA Alu)

- Complete piloting unit
- 2 adjustable benches
- 1 console (without instrumentation)
- 1 steering wheel
- Steering unit and cable

OPTIONAL EQUIPMENT

- Launching wheels
- Fishing rod holder
- Electric pump
- Launch trolley
- Bathing ladder

Which floor?



CLASSIC - FUTURA - COMMANDO


ALU > ALUMINIUM FLOOR strong + easy to maintain

An aluminium floor: **outstanding strength!**

With its exceptional resistance to all types of impact, this is the favourite type of floor for divers and fans of high-performance boats.

Optimum functionality: It can be fitted in a flash and completely disassembled for quick and easy maintenance.

For added safety, convenience and space on your boat, a built-in rail allows you to secure all your equipment.



Quick fit aluminium floorboards with tie-down rail system.





CLASSIC - TYPHOON

SOLID > PLYWOOD FLOOR

economical + simple to use

The standard for durability

Its plywood-board system, with its proven toughness, makes it the ideal choice for day-tripping and fishing activities alike.

Its aluminium frame is strong and durable for years of dependable service.

The rigid non-skid finish is especially attractive to fishermen as it offers safe footing, together with its built-in rails which allow the bench position to be adjusted (Zodiac® patent).



Marine plywood floorboards in an aluminium frame with tie-down rail system.



WHICH FLOOR?

FUTURA

FR > INFLATABLE FLOOR

light + compact


The H₂P floor is **ingenuity at its best!**

The H₂P floor is cleverly designed with thousands of polyester threads criss-crossing one another. It is inflated at high pressure, proving to be as resistant as a rigid floor.

Its exclusive, patented non-skid system gives you total boating safety.

Light and compact, its small size allows it to be easily transported and stowed in tight spaces.

Ingenuous and practical, it has attachment points for fastening accessories and other types of equipment.



Removable inflatable H₂P airfloor



Technical specifications



	TYPHOON				COMMANDO		
	310 AERO	310 S	360 S	420 S	C3	C4	C5
DIMENSIONS (metres - feet/inches)							
Overall length	3,1 - 10'2"	3,1 - 10'2"	3,6 - 11'10"	4,2 - 13'9"	3,8 - 12'6"	4,3 - 14'1"	4,7 - 15'5"
Inside length	1,94 - 6'4"	1,94 - 6'4"	2,33 - 7'8"	2,8 - 9'2"	2,5 - 8'2"	3 - 9'10"	3,2 - 10'6"
Overall width	1,62 - 5'4"	1,62 - 5'4"	1,74 - 5'9"	1,9 - 6'3"	1,75 - 5'9"	1,75 - 5'9"	1,9 - 6'3"
Inside width	0,79 - 2'7"	0,79 - 2'7"	0,88 - 2'11"	0,92 - 3'0"	0,84 - 2'9"	0,84 - 2'9"	0,9 - 2'11"
Buoyancy tube diameter	0,42 - 1'5"	0,42 - 1'5"	0,43 - 1'5"	0,49 - 1'7"	0,455 - 1'6"	0,455 - 1'6"	0,5 - 1'8"
CAPACITY							
Passengers (ISO)	4	4	5	7	6	7	9
Maximum payload ¹ (kg - lbs)	500 - 1102,3	500 - 1102,3	600 - 1322,8	750 - 1653,5	750 - 1653,5	870 - 1918,0	1150 - 2535,3
Total weight (kg - lbs)	39 - 86,0	45 - 99,2	64 - 141,1	82 - 180,8	98 - 216,1	109 - 240,3	128 - 282,2
Airtight compartments	3+1+1	3+1	3+1	5+1	3	3	4
DESIGN CATEGORY							
European directive N° 94/25/CE	C	C	C	C	C	C	C
OUTBOARD DATA							
Shaft: ● Short ■ Long ✕ Extralong * Ultralong ▲ Jet	●	●	●	●	●	●	■
Minimum recommended power ² (Hp)	5	8	15	15	25	30	40
Minimum recommended power ² (kW)	4	6	12	12	19	23	30
Maximum recommended power ² (Hp)	-	-	-	-	-	-	-
Maximum recommended power ² (kW)	-	-	-	-	-	-	-
Maximum power allowed ³ (Hp)	8	10	20	25	40	50	60
Maximum power allowed ³ (kW)	6	8	15	19	30	37	45
Maximum weight of outboard ⁴ (kg - lbs)	42 - 93	52 - 114,6	55 - 121	72 - 158,7	95 - 209,4	115 - 253,5	120 - 264,6
Maximum speed ⁵ (km/h - mph)	26 - 16	31 - 19	38 - 24	40 - 25	56 - 35	59 - 37	60 - 37
DIMENSIONS OF THE FOLDED BOAT (metres - feet/inches)							
Length of 1 st bag	1,14 - 3'9"	1,15 - 3'9"	1,2 - 3'11"	1,3 - 4'3"	1,15 - 3'9"	1,2 - 3'11"	1,3 - 4'3"
Width of 1 st bag	0,6 - 2'	0,55 - 1'10"	0,67 - 2'2"	0,75 - 2'6"	0,55 - 1'10"	0,55 - 1'10"	0,54 - 1'9"
Height of 1 st bag	0,32 - 1'1"	0,32 - 1'1"	0,3 - 0'12"	0,3 - 0'1"	0,3 - 0'12"	0,3 - 0'12"	0,32 - 1'1"
Length of 2 nd bag	-	-	1,12 - 3'8"	1,2 - 3'11"	0,98 - 3'3"	0,98 - 3'3"	1,28 - 4'2"
Width of 2 nd bag	-	-	0,77 - 2'6"	0,8 - 2'8"	0,55 - 1'10"	0,55 - 1'10"	0,66 - 2'2"
Height of 2 nd bag	-	-	0,15 - 0'6"	0,16 - 0'6"	0,15 - 0'6"	0,15 - 0'6"	0,22 - 0'9"

Indicated measurements may vary by +/- 3%, or +/- 5% for weight and speed measurements.

(1) Maximum permitted load is calculated using ISO standards. Caution is advised when operating fully laden boats.

(2) Recommended power is based on optimal use of the boat's abilities under average load. Depending on use, choose either maximum (water-skiing) or minimum power (fishing, cruising). For information, all 3.10 to 4.20-metre boats plane with a power of just 6-8 hp with 2 people aboard (140 kg).

(3) Maximum permitted power, when above maximum recommended power, must be used with the most extreme caution. It should only concern experienced users, employing their boat for very specific purposes (carrying heavy loads, etc). The manufacturer's plaque specifies maximum permitted power. The power of your boat must never exceed this under any circumstances.

(4) Maximum permitted weight: dry weight, according to motor manufacturers' catalogue specifications.

(5) Maximum speeds are intended as a guide only; they were measured in ideal conditions by professional pilots with one person aboard. They may vary according to make of motor, boat load, propeller type and water conditions.

(6) Models in this catalogue are sometimes shown with optional accessories. Please check standard equipment supplied with each model. See your Zodiac agent for more information. Zodiac continually strives to improve its products and as such reserves the right to modify or delete any model presented in this catalogue without prior warning. Photos of the models presented in this catalogue are not contractual.



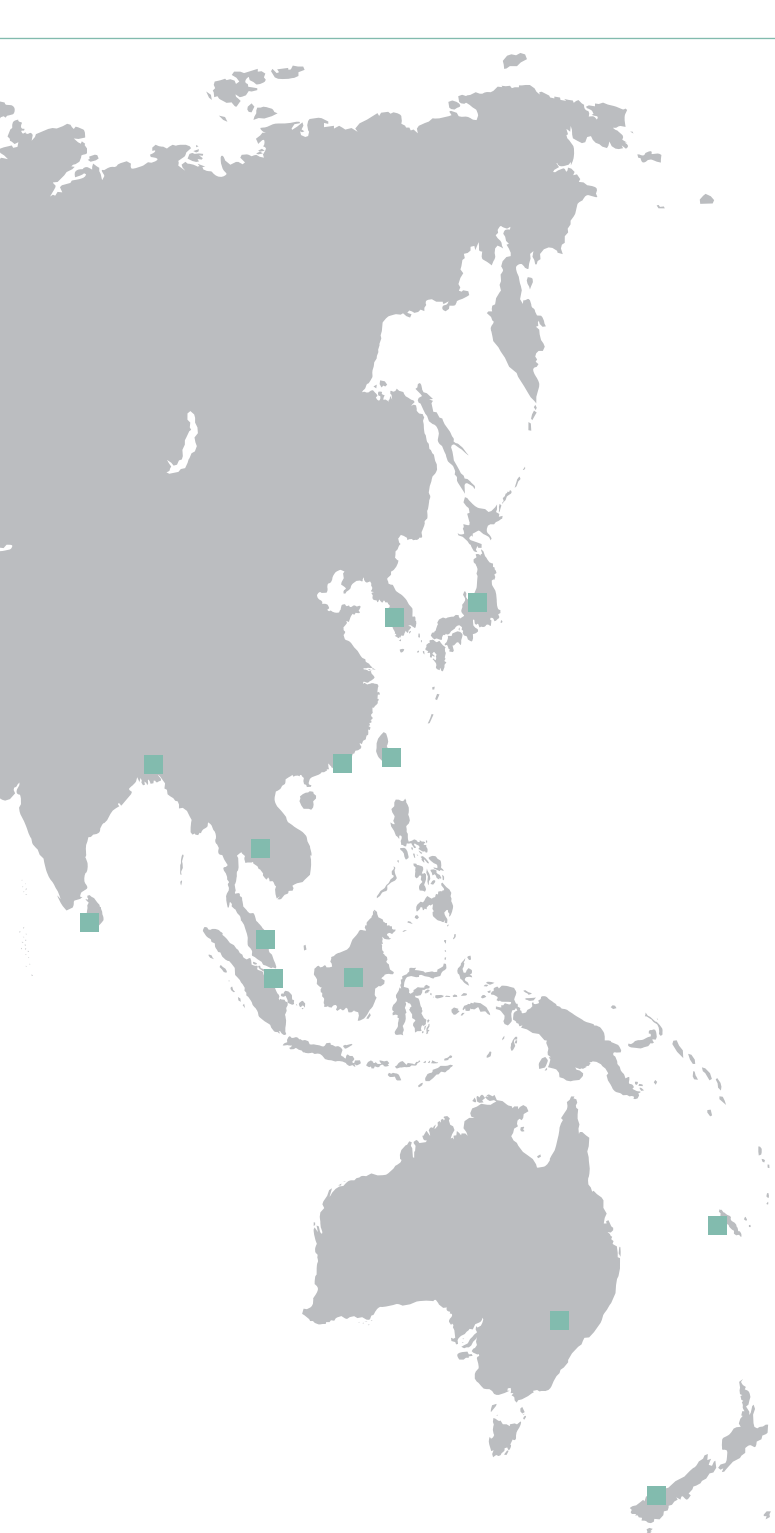
CLASSIC MARK 1		CLASSIC MARK 2C		CLASSIC MARK 2		AEROTEC	FUTURA MARK 2C		FUTURA MARK 2		FUTURA MARK 3	
ALU	SOLID	ALU	SOLID	ALU	SOLID	380	ALU	FR	ALU	FR	ALU	FR
3,5 - 11'6"		3,8 - 12'6"		4,2 - 13'9"		3,8 - 12'6"	3,7 - 12'2"		4,1 - 13'5"		4,5 - 14'9"	
2,3 - 7'7"		2,55 - 8'4"		2,95 - 9'8"		2,5 - 8'2"	2,6 - 8'6"		3 - 9'10"		3,4 - 11'2"	
1,61 - 5'3"		1,83 - 6'0"		1,83 - 6'0"		1,65 - 5'5"	1,99 - 6'6"		1,99 - 6'6"		2,05 - 6'9"	
0,77 - 2'6"		0,92 - 3'0"		0,92 - 3'0"		0,74 - 2'5"	0,89 - 2'11"		0,89 - 2'11"		0,9 - 2'11"	
0,425 - 1'5"		0,455 - 1'6"		0,455 - 1'6"		0,455 - 1'6"	0,55 - 1'10"		0,55 - 1'10"		0,575 - 1'11"	
5	5	6	6	7	7	5	6	5	7	6	9	8
590 - 1300,7	590 - 1300,7	750 - 1653,5	750 - 1653,5	840 - 1851,9	840 - 1851,9	690 - 1521,2	860 - 1896,0	800 - 1763,7	1100 - 2425,1	1000 - 2204,6	1280 - 2821,9	1200 - 2645,5
64 - 141,1	61 - 134,5	77 - 169,8	74 - 163,1	87 - 191,8	83 - 183,0	43 - 94,8	97 - 213,8	72 - 158,7	102 - 224,9	75 - 165,4	116 - 255,7	81 - 178,6
3 + 1	3 + 1	3 + 1	3 + 1	3 + 1	3 + 1	3+2	3 + 2 + 1	3 + 2 + 1 + 1	4 + 2 + 1	4 + 2 + 1 + 1	5 + 2 + 1	5 + 2 + 1 + 1
C	C	C	C	C	C	C	C	C	C	C	C	C
●	●	●	●	●	●	●	●	●	■	■	■	■
6	6	8	8	10	10	15	15	8	20	10	25	10
5	5	6	6	8	8	12	12	6	15	8	19	8
20	20	25	25	30	30	-	30	15	40	20	50	30
15	15	19	19	23	23	-	23	12	30	15	38	23
25	25	35	35	40	40	25	40	25	50	30	60	40
19	19	26	26	30	30	19	30	19	37	22	45	30
72 - 159	72 - 159	85 - 187,4	85 - 187,4	95 - 209,4	95 - 209,4	72 - 158,7	95 - 209,4	72 - 159	115 - 253,5	75 - 165,4	120 - 264,6	95 - 209
45 - 28,0	45 - 28,0	50 - 31,1	50 - 31,1	54 - 33,6	54 - 33,6	43 - 27	56 - 34,8	45 - 28,0	60 - 37,3	47 - 29,2	60 - 37,3	52 - 32,3
1,3 - 4'3"	1,3 - 4'3"	1,44 - 4'9"	1,44 - 4'9"	1,44 - 4'9"	1,44 - 4'9"	1,15 - 3'9"	1,4 - 4'7"	1,4 - 4'7"	1,4 - 4'7"	1,4 - 4'7"	1,4 - 4'7"	1,4 - 4'7"
0,6 - 1'12"	0,6 - 1'12"	0,65 - 2'2"	0,65 - 2'2"	0,68 - 2'3"	0,68 - 2'3"	0,72 - 2'4"	0,75 - 2'6"	0,75 - 2'6"	0,75 - 2'6"	0,75 - 2'6"	0,75 - 2'6"	0,75 - 2'6"
0,35 - 1'2"	0,35 - 1'2"	0,35 - 1'2"	0,35 - 1'2"	0,35 - 1'2"	0,35 - 1'2"	0,39 - 1'3"	0,63 - 2'1"	0,63 - 2'1"	0,63 - 2'1"	0,63 - 2'1"	0,63 - 2'1"	0,63 - 2'1"
0,89 - 2'11"	0,89 - 2'11"	1,05 - 3'5"	1,05 - 3'5"	1,05 - 3'5"	1,05 - 3'5"	-	1,05 - 3'5"	-	1,05 - 3'5"	-	1,05 - 3'5"	-
0,6 - 1'12"	0,6 - 1'12"	0,61 - 2'0"	0,61 - 2'0"	0,65 - 2'2"	0,65 - 2'2"	-	0,61 - 2'0"	-	0,65 - 2'2"	-	0,74 - 2'5"	-
0,14 - 0'6"	0,14 - 0'6"	0,14 - 0'6"	0,14 - 0'6"	0,14 - 0'6"	0,14 - 0'6"	-	0,14 - 0'6"	-	0,14 - 0'6"	-	0,18 - 0'7"	-

A worldwide network

Wherever you are in the world, you will find a Zodiac dealer to help you. We have a worldwide network of more than 1600 points of sales distributed in 90 countries, made up by boating experts.

www.zodiacmarine.com





Zodiac Tenders



Deluxe Tenders



Sport Cruising




n-ZO

This document may refer to trademarks belonging to other Companies. Such references are for identification only, and are not intended to be an endorsement. In a permanent concern of improvement of its products, Zodiac reserve the right to modify or improve the conception or definition of its products at any time, without any prior notification and no retroactive effect on the boats built previously. This document cannot be considered as a contractual document. Non contractual pictures. Products may vary from images shown.



www.zodiacmarine.com



Zodiac International S.A.S.U with a capital of 18 000 000 € - 729 800 839 RCS Nanterre
Zodiac is a registered trade mark of Zodiac Marine & Pool - Copyright© Zodiac 2010